

LUKA PLOČE d.d.  
Trg kralja Tomislava 21  
20 340 Ploče  
OIB: 51228874907

**LUKA PLOČE d.d.**

**UNAUDITED NON CONSOLIDATED REPORT  
FOR THE PERIOD  
BEGINNING 01.01.2020. TO 30.09.2020.**

Ploče, October 2020.

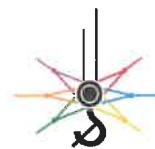


## **CONTENTS:**

### **a) MANAGEMENT'S INTERIM FINANCIAL REPORT FOR THE COMPANY FOR THE SECOND QUARTER OF THE FINANCIAL YEAR 2020**

- Balance sheet
- P & L (profit and loss account)
- Cash flow statement
- Statement of changes in equity statement

### **b) MANAGEMENT'S RESPONSIBILITY STATEMENT FOR THE PREPARATION OF FINANCIAL REPORTS**



## MANAGEMENT'S INTERIM FINANCIAL REPORT FOR LUKA PLOČE D.D. FOR THE THIRD QUARTER OF THE FINANCIAL YEAR 2020

- The throughput amounted to 1.872 thousand tons and has decreased by 30,26% in comparison to the previous year (30 September 2019: 2.684 thousand tons).
- Revenue from the sale of goods amounts to HRK 112,65 million and has decreased by 5,82% in comparison to the previous year (30 September 2019: HRK 116,62 million).
- Operating expenses amount to HRK 117,40 million and they increased by 2,68% in comparison to the previous year (30 September 2019: HRK 114,34 million).
- EBITDA (earnings before interest, taxation, depreciation and amortisation): HRK 5,22 million (30 September 2019: 10,20 million)
- EBITDA margin: 4,64 % (30 September 2019: 8,53%)
- EBIT: - HRK -4,75 million (30 September 2019: HRK 5,28 million)
- Net loss: HRK 5,44 million (30 September 2019: net profit HRK 4,82 million)

INDICATORS				
	Realized 2019	Realized 1- 6/2019	Realized 1- 6/2020	1-6.2020 / 1-6.2019
<b>Liquidity ratios</b>				
Working capital	192.791.312	216.942.147	168.715.551	-22,23%
Current liquidity ratio	7,18	12,92	13,36	
Working capital turn over	0,80	0,55	0,67	
Working capital days	455,73	490	404,38	
Days in period	365,00	270	270	
<b>Debt indicators</b>				
Current liabilities/equity	0,08	0,04	0,03	
Long term liabilities/equity	0,35	0,28	0,37	
Borrowings/equity	0,37	0,27	0,29	
Total liabilities/assets	0,30	0,24	0,29	
<b>Profitability ratios</b>				
EBITDA margin	10,95%	8,53%	4,64%	
EBIT margin	3,53%	4,42%	-4,21%	
NET margin	0,34%	4,03%	-4,83%	
<b>Productivity Indicators</b>				
Number of employees	483	482	432	-9,85%
Revenue per employee	320.783	248.169	260.764	-24,60%

### **Impact of COVID-19 on the business of the Company**


The existence of the coronavirus (COVID-19) was confirmed at the beginning of 2020 and its impact reached Croatia end of February 2020, causing disruptions to business and economic activity.

Based on the information available at the time of preparing these financial statements and supported by publicly available macroeconomic projections, a further slowdown in the economy is highly probable in respect of the 2020 year end. As a consequence further decreases in production and consequently lower demand for port services is expected given production volumes are correlated with the trends in GDP.

In addition to the above, COVID-19 has had a significant impact on the Company, which is evidenced by a sharp decline in throughput and liquidity. Despite the decline, the Company continues to hold satisfactory levels of liquid assets sufficient to meet all obligations due.

The Company continues to actively monitor the developments relating to COVID-19 and its impact on the business and financial position of the Company in 2020.

In Ploče, 30 October 2020



Hrvoje Livaja B.Sc. Econ

CEO

## Annex 1

## ISSUER'S GENERAL DATA

Reporting period:

1.1.2020

to

30.9.2020

Year:

2020

Quarter:

3.

## Quarterly financial statements

Registration number (MB):

03036138

Issuer's home Member

State code:

HR

Entity's registration  
number (MBS):

090006523

Personal identification  
number (OIB):

51228874907

LEI:

74780000POWHNTXNI633

Institution  
code:

2574

Name of the issuer: **LUKA PLOČE d.d.**

Postcode and town:

20340

**PLOČE**Street and house number: **TRG KRALJA TOMISLAVA 21**E-mail address: **financije@luka-ploce.hr**Web address: **www.luka-ploce.hr**Number of employees  
(end of the reporting

432

Consolidated report:

KN

(KN-not consolidated/KD-consolidated)

Audited:

RN

(RN-not audited/RD-audited)

Names of subsidiaries (according to IFRS):

Registered office:

MB:

Bookkeeping firm: (Yes/No)

(name of the bookkeeping firm)

Contact person: **DANIELA MARELIĆ**

(only name and surname of the contact person)

Telephone: **020/603-223**E-mail address: **D.Marelic@luka-ploce.hr**

Audit firm:

(name of the audit firm)

Certified auditor:

(name and surname)

**BALANCE SHEET**  
balance as at 30.9.2020.

in HRK

Submitter: LUKA PLOČE d.d.			
Item	ADP code	Last day of the preceding business year	At the reporting date of the current period
1	2	3	4
<b>A) RECEIVABLES FOR SUBSCRIBED CAPITAL UNPAID</b>	<b>001</b>	0	0
<b>B) FIXED ASSETS (ADP 003+010+020+031+036)</b>	<b>002</b>	362.325.350	383.827.464
<b>I INTANGIBLE ASSETS (ADP 004 to 009)</b>	<b>003</b>	606.599	293.834
1 Research and development	004	0	0
2 Concessions, patents, licences, trademarks, software and other rights	005	0	0
3 Goodwill	006	0	0
4 Advances for the purchase of intangible assets	007	0	0
5 Intangible assets in preparation	008	0	0
6 Other intangible assets	009	606.599	293.834
<b>II TANGIBLE ASSETS (ADP 011 to 019)</b>	<b>010</b>	351.975.563	373.790.442
1 Land	011	40.515.559	39.277.146
2 Buildings	012	8.189.747	8.059.185
3 Plant and equipment	013	282.478.261	283.627.789
4 Tools, working inventory and transportation assets	014	16.024.363	15.007.141
5 Biological assets	015	0	0
6 Advances for the purchase of tangible assets	016	146.990	8.508.997
7 Tangible assets in preparation	017	138.227	14.899.812
8 Other tangible assets	018	0	0
9 Investment property	019	4.482.416	4.410.372
<b>III FIXED FINANCIAL ASSETS (ADP 021 to 030)</b>	<b>020</b>	7.581.439	7.581.439
1 Investments in holdings (shares) of undertakings within the group	021	7.501.939	7.501.939
2 Investments in other securities of undertakings within the group	022	0	0
3 Loans, deposits, etc. to undertakings within the group	023	0	0
4. Investments in holdings (shares) of companies linked by virtue of participating interests	024	79.500	79.500
5 Investment in other securities of companies linked by virtue of participating interests	025	0	0
6 Loans, deposits etc. to companies linked by virtue of participating interests	026	0	0
7 Investments in securities	027	0	0
8 Loans, deposits, etc. given	028	0	0
9 Other investments accounted for using the equity method	029	0	0
10 Other fixed financial assets	030	0	0
<b>IV RECEIVABLES (ADP 032 to 035)</b>	<b>031</b>	1.420.711	1.420.711
1 Receivables from undertakings within the group	032	0	0
2 Receivables from companies linked by virtue of participating interests	033	0	0
3 Customer receivables	034	0	0
4 Other receivables	035	1.420.711	1.420.711
<b>V DEFERRED TAX ASSETS</b>	<b>036</b>	741.038	741.038
<b>C) CURRENT ASSETS (ADP 038+046+053+063)</b>	<b>037</b>	224.005.732	179.315.329
<b>I INVENTORIES (ADP 039 to 045)</b>	<b>038</b>	34.671.500	49.299.434
1 Raw materials and consumables	039	3.895.130	3.519.791
2 Work in progress	040	0	0
3 Finished goods	041	0	0
4 Merchandise	042	30.769.370	45.614.704
5 Advances for inventories	043	7.000	164.939
6 Fixed assets held for sale	044	0	0
7 Biological assets	045	0	0
<b>II RECEIVABLES (ADP 047 to 052)</b>	<b>046</b>	40.320.331	55.446.257
1 Receivables from undertakings within the group	047	1.174.466	787.231
2 Receivables from companies linked by virtue of participating interests	048	30.709	7.651
3 Customer receivables	049	35.689.307	51.428.445
4 Receivables from employees and members of the undertaking	050	1.571	54.709
5 Receivables from government and other institutions	051	2.050.107	3.145.887
6 Other receivables	052	1.374.171	22.334
<b>III CURRENT FINANCIAL ASSETS (ADP 054 to 062)</b>	<b>053</b>	4.171.276	11.102.423
1 Investments in holdings (shares) of undertakings within the group	054	0	0
2 Investments in other securities of undertakings within the group	055	0	0
3 Loans, deposits, etc. to undertakings within the group	056	0	1.271.000
4 Investments in holdings (shares) of companies linked by virtue of participating interests	057	0	0
5 Investment in other securities of companies linked by virtue of participating interests	058	0	0
6 Loans, deposits etc. to companies linked by virtue of participating interests	059	0	3.349.161
7 Investments in securities	060	312.780	312.780
8 Loans, deposits, etc. given	061	3.858.496	6.169.482
9 Other financial assets	062	0	0
<b>IV CASH AT BANK AND IN HAND</b>	<b>063</b>	144.842.625	63.467.215
<b>D) PREPAID EXPENSES AND ACCRUED INCOME</b>	<b>064</b>	0	3.047.964
<b>E) TOTAL ASSETS (ADP 001+002+037+064)</b>	<b>065</b>	586.331.082	566.190.757
<b>OFF-BALANCE SHEET ITEMS</b>	<b>066</b>	0	0

<b>LIABILITIES</b>			
<b>A) CAPITAL AND RESERVES (ADP 068 to</b>	<b>067</b>	<b>410.121.816</b>	<b>404.684.354</b>
I INITIAL (SUBSCRIBED) CAPITAL	068	169.186.800	169.186.800
II CAPITAL RESERVES	069	88.107.087	88.107.087
III RESERVES FROM PROFIT (ADP 071+072-073+074+075)	070	39.187.370	39.187.370
1 Legal reserves	071	8.459.340	8.459.340
2 Reserves for treasury shares	072	8.904.560	8.904.560
3 Treasury shares and holdings (deductible item)	073	-1.066.316	-1.066.316
4 Statutory reserves	074	0	0
5 Other reserves	075	22.889.786	22.889.786
IV REVALUATION RESERVES	076	0	0
V FAIR VALUE RESERVES (ADP 078 to 080)	077	0	0
1 Fair value of financial assets available for sale	078	0	0
2 Cash flow hedge - effective portion	079	0	0
3 Hedge of a net investment in a foreign operation - effective portion	080	0	0
VI RETAINED PROFIT OR LOSS BROUGHT FORWARD (ADP 082-083)	081	113.118.696	113.640.559
1 Retained profit	082	113.118.696	113.640.559
2 Loss brought forward	083	0	0
VII PROFIT OR LOSS FOR THE BUSINESS YEAR (ADP 085-086)	084	521.863	-5.437.462
1 Profit for the business year	085	521.863	
2 Loss for the business year	086	0	5.437.462
VIII MINORITY (NON-CONTROLLING) INTEREST	087	0	0
<b>B) PROVISIONS (ADP 089 to 094)</b>	<b>088</b>	<b>3.512.231</b>	<b>3.512.231</b>
1 Provisions for pensions, termination benefits and similar obligations	089	2.508.300	2.508.300
2 Provisions for tax liabilities	090	0	0
3 Provisions for ongoing legal cases	091	1.003.931	1.003.931
4 Provisions for renewal of natural resources	092	0	0
5 Provisions for warranty obligations	093	0	0
6 Other provisions	094	0	0
<b>C) LONG-TERM LIABILITIES (ADP 096 to 106)</b>	<b>095</b>	<b>141.481.533</b>	<b>144.346.429</b>
1 Liabilities to undertakings within the group	096	0	0
2 Liabilities for loans, deposits, etc. of undertakings within the group	097	0	0
3 Liabilities to companies linked by virtue of participating interests	098	0	42.522.259
4 Liabilities for loans, deposits etc. of companies linked by virtue of participating interests	099	0	0
5 Liabilities for loans, deposits etc.	100	0	0
6 Liabilities to banks and other financial institutions	101	101.719.993	101.824.170
7 Liabilities for advance payments	102	0	0
8 Liabilities to suppliers	103	0	0
9 Liabilities for securities	104	0	0
10 Other long-term liabilities	105	39.761.540	0
11 Deferred tax liability	106	0	0
<b>D) SHORT-TERM LIABILITIES (ADP 108 to 121)</b>	<b>107</b>	<b>31.215.502</b>	<b>10.839.300</b>
1 Liabilities to undertakings within the group	108	1.103.424	45.485
2 Liabilities for loans, deposits, etc. of undertakings within the group	109	0	0
3 Liabilities to companies linked by virtue of participating interests	110	1.537.939	1.318.123
4 Liabilities for loans, deposits etc. of companies linked by virtue of participating interests	111	0	0
5 Liabilities for loans, deposits etc.	112	0	0
6 Liabilities to banks and other financial institutions	113	10.129.651	1.868.068
7 Liabilities for advance payments	114	52.627	0
8 Liabilities to suppliers	115	7.426.925	2.645.941
9 Liabilities for securities	116	0	0
10 Liabilities to employees	117	5.738.105	2.943.907
11 Taxes, contributions and similar liabilities	118	4.670.148	1.717.593
12 Liabilities arising from the share in the result	119	0	0
13 Liabilities arising from fixed assets held for sale	120	0	0
14 Other short-term liabilities	121	556.683	300.183
<b>E) ACCRUALS AND DEFERRED INCOME</b>	<b>122</b>	<b>0</b>	<b>2.808.443</b>
<b>F) TOTAL – LIABILITIES (ADP 067+088+095+107+122)</b>	<b>123</b>	<b>586.331.082</b>	<b>566.190.757</b>
<b>G) OFF-BALANCE SHEET ITEMS</b>	<b>124</b>	<b>0</b>	<b>0</b>

**STATEMENT OF PROFIT OR LOSS**  
for the period 1.1.2020 to 30.9.2020

in HRK

Submitter: LUKA PLOČE d.d.

Item	ADP code	Same period of the previous year		Current period	
		Cumulative	Quarter	Cumulative	Quarter
1	2	3	4	5	6
<b>I OPERATING INCOME (ADP 126 to 130)</b>	<b>125</b>	<b>119.617.683</b>	<b>27.211.844</b>	<b>112.650.141</b>	<b>51.635.403</b>
1 Income from sales with undertakings within the group	126	3.336.432	1.205.641	2.609.268	1.043.566
2 Income from sales (outside group)	127	115.455.152	25.864.254	108.998.607	50.021.429
3 Income from the use of own products, goods and services	128	0	0	493.163	232.408
4 Other operating income with undertakings within the group	129	0	0	0	0
5 Other operating income (outside the group)	130	826.099	141.949	549.103	338.000
<b>II OPERATING EXPENSES (ADP 132+133+137+141+142+143+146+153)</b>	<b>131</b>	<b>114.335.163</b>	<b>32.443.235</b>	<b>117.396.756</b>	<b>51.404.728</b>
1 Changes in inventories of work in progress and finished goods	132	0	0	0	0
2 Material costs (ADP 134 to 136)	133	54.276.371	11.275.378	54.233.895	33.213.470
a) Costs of raw materials and consumables	134	11.761.811	3.634.844	9.143.228	3.551.400
b) Costs of goods sold	135	27.457.015	786.552	32.535.316	25.913.385
c) Other external costs	136	15.057.545	6.853.982	12.555.351	3.748.685
3 Staff costs (ADP 138 to 140)	137	41.818.075	13.914.633	39.996.853	12.694.601
a) Net salaries and wages	138	26.376.992	8.789.180	25.414.771	8.087.963
b) Tax and contributions from salary costs	139	9.695.467	3.226.947	9.145.428	2.887.411
c) Contributions on salaries	140	5.745.616	1.898.506	5.436.654	1.719.227
4 Depreciation	141	4.917.712	1.619.209	9.967.975	3.381.857
5 Other costs	142	8.747.938	2.921.526	13.198.033	2.114.800
6 Value adjustments (ADP 144+145)	143	4.575.067	2.712.489	0	0
a) fixed assets other than financial assets	144	1.862.578	0	0	0
b) current assets other than financial assets	145	2.712.489	2.712.489	0	0
7 Provisions (ADP 147 to 152)	146	0	0	0	0
a) Provisions for pensions, termination benefits and similar obligations	147	0	0	0	0
b) Provisions for tax liabilities	148	0	0	0	0
c) Provisions for ongoing legal cases	149	0	0	0	0
d) Provisions for renewal of natural resources	150	0	0	0	0
e) Provisions for warranty obligations	151	0	0	0	0
f) Other provisions	152	0	0	0	0
8 Other operating expenses	153	0	0	0	0
<b>III FINANCIAL INCOME (ADP 155 to 164)</b>	<b>154</b>	<b>0</b>	<b>0</b>	<b>1.971.387</b>	<b>149.699</b>
1 Income from investments in holdings (shares) of undertakings within the group	155	0	0	0	0
2 Income from investments in holdings (shares) of companies linked by virtue of participating interests	156	0	0	0	0
3 Income from other long-term financial investment and loans granted to undertakings within the group	157	0	0	0	0
4 Other interest income from operations with undertakings within the group	158	0	0	21.642	11.425
5 Exchange rate differences and other financial income from operations with undertakings within the group	159	0	0	0	0
6 Income from other long-term financial investments and loans	160	0	0	0	0
7 Other interest income	161	0	0	30.029	14.124
8 Exchange rate differences and other financial income	162	0	0	1.919.716	124.150
9 Unrealised gains (income) from financial assets	163	0	0	0	0
10 Other financial income	164	0	0	0	0
<b>IV FINANCIAL EXPENSES (ADP 166 to 172)</b>	<b>165</b>	<b>467.121</b>	<b>287.397</b>	<b>2.662.234</b>	<b>1.883.344</b>
1 Interest expenses and similar expenses with undertakings within the group	166	0	0	0	0
2 Exchange rate differences and other expenses from operations with undertakings within the group	167	0	0	0	0
3 Interest expenses and similar expenses	168	294.856	284.548	849.800	291.600
4 Exchange rate differences and other expenses	169	172.265	2.849	1.812.434	1.591.744
5 Unrealised losses (expenses) from financial assets	170	0	0	0	0
6 Value adjustments of financial assets (net)	171	0	0	0	0
7 Other financial expenses	172	0	0	0	0
<b>V SHARE IN PROFIT FROM UNDERTAKINGS LINKED BY VIRTUE OF PARTICIPATING INTERESTS</b>	<b>173</b>	<b>0</b>	<b>0</b>	<b>0</b>	<b>0</b>
<b>VI SHARE IN PROFIT FROM JOINT VENTURES</b>	<b>174</b>	<b>0</b>	<b>0</b>	<b>0</b>	<b>0</b>
<b>VII SHARE IN LOSS OF COMPANIES LINKED BY VIRTUE OF PARTICIPATING INTEREST</b>	<b>175</b>	<b>0</b>	<b>0</b>	<b>0</b>	<b>0</b>
<b>VIII SHARE IN LOSS OF JOINT VENTURES</b>	<b>176</b>	<b>0</b>	<b>0</b>	<b>0</b>	<b>0</b>
<b>IX TOTAL INCOME (ADP 125+154+173 + 174)</b>	<b>177</b>	<b>119.617.683</b>	<b>27.211.844</b>	<b>114.621.528</b>	<b>51.785.102</b>
<b>X TOTAL EXPENDITURE (ADP 131+165+175 + 176)</b>	<b>178</b>	<b>114.802.284</b>	<b>32.730.632</b>	<b>120.058.990</b>	<b>53.288.072</b>
<b>XI PRE-TAX PROFIT OR LOSS (ADP 177-178)</b>	<b>179</b>	<b>4.815.399</b>	<b>-5.518.788</b>	<b>-5.437.462</b>	<b>-1.502.970</b>
1 Pre-tax profit (ADP 177-178)	180	4.815.399	0	0	0
2 Pre-tax loss (ADP 178-177)	181	0	-5.518.788	-5.437.462	-1.502.970
<b>XII INCOME TAX</b>	<b>182</b>	<b>0</b>	<b>0</b>	<b>0</b>	<b>0</b>
<b>XIII PROFIT OR LOSS FOR THE PERIOD (ADP 179-182)</b>	<b>183</b>	<b>4.815.399</b>	<b>-5.518.788</b>	<b>-5.437.462</b>	<b>-1.502.970</b>
1 Profit for the period (ADP 179-182)	184	4.815.399	0	0	0
2 Loss for the period (ADP 182-179)	185	0	-5.518.788	-5.437.462	-1.502.970
<b>DISCONTINUED OPERATIONS (to be filled in by undertakings subject to IFRS only with discontinued operations)</b>					



<b>XIV PRE-TAX PROFIT OR LOSS OF DISCONTINUED OPERATIONS (ADP 187-188)</b>	<b>186</b>	<b>0</b>	<b>0</b>	<b>0</b>	<b>0</b>
1 Pre-tax profit from discontinued operations	187	0	0	0	0
2 Pre-tax loss on discontinued operations	188	0	0	0	0
<b>XV INCOME TAX OF DISCONTINUED OPERATIONS</b>	<b>189</b>	<b>0</b>	<b>0</b>	<b>0</b>	<b>0</b>
1 Discontinued operations profit for the period (ADP 186-189)	190	0	0	0	0
2 Discontinued operations loss for the period (ADP 189-186)	191	0	0	0	0
<b>TOTAL OPERATIONS (to be filled in only by undertakings subject to IFRS with discontinued operations)</b>					
<b>XVI PRE-TAX PROFIT OR LOSS (ADP 179+186)</b>	<b>192</b>	<b>0</b>	<b>0</b>	<b>0</b>	<b>0</b>
1 Pre-tax profit (ADP 192)	193	0	0	0	0
2 Pre-tax loss (ADP 192)	194	0	0	0	0
<b>XVII INCOME TAX (ADP 182+189)</b>	<b>195</b>	<b>0</b>	<b>0</b>	<b>0</b>	<b>0</b>
<b>XVIII PROFIT OR LOSS FOR THE PERIOD (ADP 192-195)</b>	<b>196</b>	<b>0</b>	<b>0</b>	<b>0</b>	<b>0</b>
1 Profit for the period (ADP 192-195)	197	0	0	0	0
2 Loss for the period (ADP 195-192)	198	0	0	0	0
<b>APPENDIX to the P&amp;L (to be filled in by undertakings that draw up consolidated annual financial statements)</b>					
<b>XIX PROFIT OR LOSS FOR THE PERIOD (ADP 200+201)</b>	<b>199</b>	<b>0</b>	<b>0</b>	<b>0</b>	<b>0</b>
1 Attributable to owners of the parent	200	0	0	0	0
2 Attributable to minority (non-controlling) interest	201	0	0	0	0
<b>STATEMENT OF OTHER COMPREHENSIVE INCOME (to be filled in by undertakings subject to IFRS)</b>					
<b>I PROFIT OR LOSS FOR THE PERIOD</b>	<b>202</b>	<b>4.815.399</b>	<b>-5.518.788</b>	<b>-5.437.462</b>	<b>-1.502.970</b>
<b>II OTHER COMPREHENSIVE INCOME/LOSS BEFORE TAX (ADP 204 to 211)</b>	<b>203</b>	<b>0</b>	<b>0</b>	<b>0</b>	<b>0</b>
1 Exchange rate differences from translation of foreign operations	204	0	0	0	0
2 Changes in revaluation reserves of fixed tangible and intangible assets	205	0	0	0	0
3 Profit or loss arising from subsequent measurement of financial assets available for sale	206	0	0	0	0
4 Profit or loss arising from effective cash flow hedging	207	0	0	0	0
5 Profit or loss arising from effective hedge of a net investment in a foreign operation	208	0	0	0	0
6 Share in other comprehensive income/loss of companies linked by virtue of participating interests	209	0	0	0	0
7 Actuarial gains/losses on the defined benefit obligation	210	0	0	0	0
8 Other changes in equity unrelated to owners	211	0	0	0	0
<b>III TAX ON OTHER COMPREHENSIVE INCOME FOR THE PERIOD</b>	<b>212</b>	<b>0</b>	<b>0</b>	<b>0</b>	<b>0</b>
<b>IV NET OTHER COMPREHENSIVE INCOME OR LOSS (ADP 203-212)</b>	<b>213</b>	<b>0</b>	<b>0</b>	<b>0</b>	<b>0</b>
<b>V COMPREHENSIVE INCOME OR LOSS FOR THE PERIOD (ADP 202+213)</b>	<b>214</b>	<b>4.815.399</b>	<b>-5.518.788</b>	<b>-5.437.462</b>	<b>-1.502.970</b>
<b>APPENDIX to the Statement on comprehensive income (to be filled in by undertakings that draw up consolidated statements)</b>					
<b>VI COMPREHENSIVE INCOME OR LOSS FOR THE PERIOD (ADP 216+217)</b>	<b>215</b>	<b>0</b>	<b>0</b>	<b>0</b>	<b>0</b>
1 Attributable to owners of the parent	216	0	0	0	0
2 Attributable to minority (non-controlling) interest	217	0	0	0	0

**STATEMENT OF CASH FLOWS - indirect method**  
for the period 01.01.2020 to 30.09.2020

in HRK

Submitter: LUKA PLOČE d.d.			
Item	ADP code	Same period of the previous year	Current period
1	2	3	4
<b>Cash flow from operating activities</b>			
1 Pre-tax profit	001	4.815.399	-5.437.462
2 Adjustments (ADP 003 to 010):	002	9.950.880	10.747.630
a) Depreciation	003	4.917.712	9.967.975
b) Gains and losses from sale and value adjustment of fixed tangible and intangible assets	004	1.861.578	-1.200
c) Gains and losses from sale and unrealised gains and losses and value adjustment of financial assets	005	2.712.489	-37.146
d) Interest and dividend income	006	-8.020	-51.671
e) Interest expenses	007	294.856	849.800
f) Provisions	008	0	0
g) Exchange rate differences (unrealised)	009	172.265	19.872
h) Other adjustments for non-cash transactions and unrealised gains and losses	010	0	0
<b>I Cash flow increase or decrease before changes in working capital (ADP 001+002)</b>	<b>011</b>	<b>14.766.279</b>	<b>5.310.168</b>
3 Changes in the working capital (ADP 013 to 016)	012	-38.185.655	-38.845.473
a) Increase or decrease in short-term liabilities	013	-922.424	-6.126.564
b) Increase or decrease in short-term receivables	014	-6.607.298	-15.328.845
c) Increase or decrease in inventories	015	-30.684.306	-14.627.934
d) Other increase or decrease in working capital	016	28.373	-2.762.130
<b>II Cash from operations (ADP 011+012)</b>	<b>017</b>	<b>-23.419.376</b>	<b>-33.535.305</b>
4 Interest paid	018	-294.856	0
5 Income tax paid	019	-497.174	-1.043.791
<b>A) NET CASH FLOW FROM OPERATING ACTIVITIES (ADP 017 to 019)</b>	<b>020</b>	<b>-24.211.406</b>	<b>-34.579.096</b>
<b>Cash flow from investment activities</b>			
1 Cash receipts from sales of fixed tangible and intangible assets	021	1.000	1.200
2 Cash receipts from sales of financial instruments	022	0	0
3 Interest received	023	6.134	26.569
4 Dividends received	024	8.020	0
5 Cash receipts from repayment of loans and deposits	025	0	0
6 Other cash receipts from investment activities	026	0	0
<b>III Total cash receipts from investment activities (ADP 021 to 026)</b>	<b>027</b>	<b>15.154</b>	<b>27.769</b>
1 Cash payments for the purchase of fixed tangible and intangible assets	028	-11.269.216	-33.712.600
2 Cash payments for the acquisition of financial instruments	029	0	0
3 Cash payments for loans and deposits for the period	030	0	0
4 Acquisition of a subsidiary, net of cash acquired	031	0	0
5 Other cash payments from investment activities	032	0	-5.975.050
<b>IV Total cash payments from investment activities (ADP 028 to 032)</b>	<b>033</b>	<b>-11.269.216</b>	<b>-39.687.650</b>
<b>B) NET CASH FLOW FROM INVESTMENT ACTIVITIES (ADP 027 +033)</b>	<b>034</b>	<b>-11.254.062</b>	<b>-39.659.881</b>
<b>Cash flow from financing activities</b>			
1 Cash receipts from the increase in initial (subscribed) capital	035	0	0
2 Cash receipts from the issue of equity financial instruments and debt financial instruments	036	0	0
3 Cash receipts from credit principals, loans and other borrowings	037	263.020	314.353
4 Other cash receipts from financing activities	038	0	0
<b>V Total cash receipts from financing activities (ADP 035 to 038)</b>	<b>039</b>	<b>263.020</b>	<b>314.353</b>
1 Cash payments for the repayment of credit principals, loans and other borrowings and debt financial instruments	040	-7.612.933	-6.179.786
2 Cash payments for dividends	041	0	0
3 Cash payments for finance lease	042	0	0
4 Cash payments for the redemption of treasury shares and decrease in initial (subscribed) capital	043	0	0
5 Other cash payments from financing activities	044	0	-1.271.000
<b>VI Total cash payments from financing activities (ADP 040 to 044)</b>	<b>045</b>	<b>-7.612.933</b>	<b>-7.450.786</b>
<b>C) NET CASH FLOW FROM FINANCING ACTIVITIES (ADP 039 +045)</b>	<b>046</b>	<b>-7.349.913</b>	<b>-7.136.433</b>
1 Unrealised exchange rate differences in respect of cash and cash equivalents	047	0	0
<b>D) NET INCREASE OR DECREASE IN CASH FLOWS (ADP 020+034+046+047)</b>	<b>048</b>	<b>-42.815.381</b>	<b>-81.375.410</b>
<b>E) CASH AND CASH EQUIVALENTS AT THE BEGINNING OF THE PERIOD</b>	<b>049</b>	<b>207.797.434</b>	<b>144.842.625</b>
<b>F) CASH AND CASH EQUIVALENTS AT THE END OF THE PERIOD(ADP 048+049)</b>	<b>050</b>	<b>164.982.053</b>	<b>63.467.215</b>

## STATEMENT OF CHANGES IN EQUITY

for the period from 1.1.2020 to 30.9.2020

in HRK

Item	ADP code	Attributable to owners of the parent														Minority (non-controlling) interest	Total capital and reserves	
		Initial (subscribed) capital	Capital reserves	Legal reserves	Reserves for treasury shares	Treasury shares and holdings (deductible item)	Statutory reserves	Other reserves	Revaluation reserves	Fair value of financial assets available for sale	Cash flow hedge - effective portion	Hedge of a net investment in a foreign operation - effective portion	Retained profit / loss brought forward	Profit/loss for the business year	Total attributable to owners of the parent			
1	2	3	4	5	6	7	8	9	10	11	12	13	14	15	16 (3 to 6 - 7 + 8 to 15)	17	18 (16+17)	
<b>Previous period</b>																		
1 Balance on the first day of the previous business year	01	169.186.800	88.107.087	8.459.340	8.904.560	1.066.317	0	22.889.786	0	0	0	0	111.122.215	1.996.481	409.599.952	0	409.599.952	
2 Changes in accounting policies	02	0	0	0	0	0	0	0	0	0	0	0	0	0	0	0	0	
3 Correction of errors	03	0	0	0	0	0	0	0	0	0	0	0	0	0	0	0	0	
4 Balance on the first day of the previous business year (restated) (ADP 01 to 03)	04	169.186.800	88.107.087	8.459.340	8.904.560	1.066.317	0	22.889.786	0	0	0	0	111.122.215	1.996.481	409.599.952	0	409.599.952	
5 Profit/loss of the period	05	0	0	0	0	0	0	0	0	0	0	0	0	521.863	521.863	0	521.863	
6 Exchange rate differences from translation of foreign operations	06	0	0	0	0	0	0	0	0	0	0	0	0	0	0	0	0	
7 Changes in revaluation reserves of fixed tangible and intangible assets	07	0	0	0	0	0	0	0	0	0	0	0	0	0	0	0	0	
8 Profit or loss arising from subsequent measurement of financial assets available for sale	08	0	0	0	0	0	0	0	0	0	0	0	0	0	0	0	0	
9 Profit or loss arising from effective cash flow hedge	09	0	0	0	0	0	0	0	0	0	0	0	0	0	0	0	0	
10 Profit or loss arising from effective hedge of a net investment in a foreign operation	10	0	0	0	0	0	0	0	0	0	0	0	0	0	0	0	0	
11 Share in other comprehensive income/loss of companies linked by virtue of participating interests	11	0	0	0	0	0	0	0	0	0	0	0	0	0	0	0	0	
12 Actuarial gains/losses on the defined benefit obligation	12	0	0	0	0	0	0	0	0	0	0	0	0	0	0	0	0	
13 Other changes in equity unrelated to owners	13	0	0	0	0	0	0	0	0	0	0	0	0	0	0	0	0	
14 Tax on transactions recognised directly in equity	14	0	0	0	0	0	0	0	0	0	0	0	0	0	0	0	0	
15 Increase/decrease in initial (subscribed) capital (other than from reinvesting profit and other than arising from the pre-bankruptcy settlement procedure)	15	0	0	0	0	0	0	0	0	0	0	0	0	0	0	0	0	
16 Increase in initial (subscribed) capital arising from the reinvestment of profit	16	0	0	0	0	0	0	0	0	0	0	0	0	0	0	0	0	
17 Increase in initial (subscribed) capital arising from the pre-bankruptcy settlement procedure	17	0	0	0	0	0	0	0	0	0	0	0	0	0	0	0	0	
18 Redemption of treasury shares/holdings	18	0	0	0	0	0	0	0	0	0	0	0	0	0	0	0	0	
19 Payment of share in profit/dividend	19	0	0	0	0	0	0	0	0	0	0	0	0	0	0	0	0	
20 Other distribution to owners	20	0	0	0	0	0	0	0	0	0	0	0	1.996.481	1.996.481	0	1.996.481		
21 Transfer to reserves according to the annual schedule	21	0	0	0	0	0	0	0	0	0	0	0	-1.996.481	-1.996.481	0	-1.996.481		
22 Increase in reserves arising from the pre-bankruptcy settlement procedure	22	0	0	0	0	0	0	0	0	0	0	0	0	0	0	0		
23 Balance on the last day of the previous business year reporting period (04 to 22)	23	169.186.800	88.107.087	8.459.340	8.904.560	1.066.317	0	22.889.786	0	0	0	0	113.118.696	521.863	410.121.815	0	410.121.815	
<b>APPENDIX TO THE STATEMENT OF CHANGES IN EQUITY (to be filled in by undertakings that draw up financial statements in accordance with the IFRS)</b>																		
I OTHER COMPREHENSIVE INCOME OF THE PREVIOUS PERIOD, NET OF TAX (ADP 06 to 14)	24	0	0	0	0	0	0	0	0	0	0	0	0	0	0	0	0	
II COMPREHENSIVE INCOME OR LOSS FOR THE PREVIOUS PERIOD (ADP 05+24)	25	0	0	0	0	0	0	0	0	0	0	0	0	521.863	521.863	0	521.863	
III TRANSACTIONS WITH OWNERS IN THE PREVIOUS PERIOD RECOGNISED DIRECTLY IN EQUITY (ADP 15 to 22)	26	0	0	0	0	0	0	0	0	0	0	0	1.996.481	-1.996.481	0	0	0	
<b>Current period</b>																		
1 Balance on the first day of the current business year	27	169.186.800	88.107.087	8.459.340	8.904.560	1.066.317	0	22.889.786	0	0	0	0	113.118.696	521.863	410.121.815	0	410.121.815	
2 Changes in accounting policies	28	0	0	0	0	0	0	0	0	0	0	0	0	0	0	0	0	
3 Correction of errors	29	0	0	0	0	0	0	0	0	0	0	0	0	0	0	0	0	
4 Balance on the first day of the current business year (restated) (ADP 27 to 29)	30	169.186.800	88.107.087	8.459.340	8.904.560	1.066.317	0	22.889.786	0	0	0	0	113.118.696	521.863	410.121.815	0	410.121.815	
5 Profit/loss of the period	31	0	0	0	0	0	0	0	0	0	0	0	0	-5.437.462	-5.437.462	0	-5.437.462	
6 Exchange rate differences from translation of foreign operations	32	0	0	0	0	0	0	0	0	0	0	0	0	0	0	0	0	
7 Changes in revaluation reserves of fixed tangible and intangible assets	33	0	0	0	0	0	0	0	0	0	0	0	0	0	0	0	0	
8 Profit or loss arising from subsequent measurement of financial assets available for sale	34	0	0	0	0	0	0	0	0	0	0	0	0	0	0	0	0	
9 Profit or loss arising from effective cash flow hedge	35	0	0	0	0	0	0	0	0	0	0	0	0	0	0	0	0	
10 Profit or loss arising from effective hedge of a net investment in a foreign operation	36	0	0	0	0	0	0	0	0	0	0	0	0	0	0	0	0	
11 Share in other comprehensive income/loss of companies linked by virtue of participating interests	37	0	0	0	0	0	0	0	0	0	0	0	0	0	0	0	0	
12 Actuarial gains/losses on the defined benefit obligation	38	0	0	0	0	0	0	0	0	0	0	0	0	0	0	0	0	
13 Other changes in equity unrelated to owners	39	0	0	0	0	0	0	0	0	0	0	0	0	0	0	0	0	
14 Tax on transactions recognised directly in equity	40	0	0	0	0	0	0	0	0	0	0	0	0	0	0	0	0	
15 Increase/decrease in initial (subscribed) capital (other than from reinvesting profit and other than arising from the pre-bankruptcy settlement procedure)	41	0	0	0	0	0	0	0	0	0	0	0	0	0	0	0	0	
16 Increase in initial (subscribed) capital arising from the reinvestment of profit	42	0	0	0	0	0	0	0	0	0	0	0	0	0	0	0	0	
17 Increase in initial (subscribed) capital arising from the pre-bankruptcy settlement procedure	43	0	0	0	0	0	0	0	0	0	0	0	0	0	0	0	0	
18 Redemption of treasury shares/holdings	44	0	0	0	0	0	0	0	0	0	0	0	0	0	0	0	0	
19 Payment of share in profit/dividend	45	0	0	0	0	0	0	0	0	0	0	0	0	0	0	0	0	
20 Other distribution to owners	46	0	0	0	0	0	0	0	0	0	0	0	521.863	521.863	0	521.863		
21 Transfer to reserves according to the annual schedule	47	0	0	0	0	0	0	0	0	0	0	0	0	-521.863	-521.863	0	-521.863	
22 Increase in reserves arising from the pre-bankruptcy settlement procedure	48	0	0	0	0	0	0	0	0	0	0	0	0	0	0	0	0	
23 Balance on the last day of the current business year reporting period (ADP 30 to 48)	49	169.186.800	88.107.087	8.459.340	8.904.560	1.066.317	0	22.889.786	0	0	0	0	113.640.559	-5.437.462	404.684.353	0	404.684.353	
<b>APPENDIX TO THE STATEMENT OF CHANGES IN EQUITY (to be filled in by undertakings that draw up financial statements in accordance with the IFRS)</b>																		
I OTHER COMPREHENSIVE INCOME FOR THE CURRENT PERIOD, NET OF TAX (ADP 32 to 40)	50	0	0	0	0	0	0	0	0	0	0	0	0	0	0	0	0	
II COMPREHENSIVE INCOME OR LOSS FOR THE CURRENT PERIOD (ADP 31+50)	51	0	0	0	0	0	0	0	0	0	0	0	0	-5.437.462	-5.437.462	0	-5.437.462	
III TRANSACTIONS WITH OWNERS IN THE CURRENT PERIOD RECOGNISED DIRECTLY IN EQUITY (ADP 41 to 48)	52	0	0	0	0	0	0	0	0	0	0	0	521.863	-521.863	0	0	0	

NOTES TO FINANCIAL STATEMENTS - TFI  
(drawn up for quarterly reporting periods)

Name of the issuer: LUKA PLOČE d.d.  
Personal identification number (OIB): 51228874907

Reporting period: 01.01.2020.-30.09.2020.

Notes to financial statements for quarterly periods include:


- a) an explanation of business events relevant to understanding changes in the statement of financial position and financial performance for the quarterly reporting period of the issuer with respect to the last business year: information is provided regarding these events and relevant information published in the last annual financial statement is updated
- b) information on the access to the latest annual financial statements, for the purpose of understanding information published in the notes to financial statements drawn up for the quarterly reporting period
- c) a statement explaining that the same accounting policies are applied while drawing up financial statements for the quarterly reporting period as in the latest annual financial statements or, in the case where the accounting policies have changed, a description of the nature and effect of the changes
- d) a description of the financial performance in the case of the issuer whose business is seasonal.

## MANAGEMENT LIABILITY STATEMENT

Pursuant to Article 410. of the Capital Market Act, we declare that according to our best knowledge, the financial reports for the reporting period are prepared in accordance with applicable financial reporting standards.

The non-consolidated Financial Statements for the third quarter of the year 2020. give a complete and true reflection of the financial position and results of the company and its subsidiaries.

Daniela Marelić



---

Member of the Board,  
Finance

Hrvoje Livaja



---

CEO